Product datasheet

anti-Keratin K8 guinea pig polyclonal, serum

Short overview

Cat. No.	GP-K8
Quantity	100 µl

Product description

Host	Guinea pig
Antibody Type	Polyclonal
Immunogen	Synthetic peptide (C-MSIRVTQKSYKVST) of human keratin K8 (formerly also designated cytokeratin 8), coupled to KLH
Formulation	Contains 0.09% sodium azide and 0.5% BSA
UniprotID	P05786 (Bovine), P05787 (Human), P11679 (Mouse), Q10758 (Rat)
Synomym	Keratin, type II cytoskeletal 8, Cytokeratin-8, CK-8, Keratin-8, K8, Type-II keratin Kb8, KRT8, CYK8
Note	Centrifuge prior to opening
Conjugate	Unconjugated
Purification	Stabilized antiserum
Storage	Short term at 2-8°C; long term storage in aliquots at -20°C; avoid freeze/thaw cycles
Intended use	Research use only
Application	ICC/IF, IHC, WB
Reactivity	Bovine, Human, Mouse, Rat

Applications

Immunocytochemistry (ICC)	Assay dependent
Immunohistochemistry (IHC) - frozen	1:50-1:250
Immunohistochemistry (IHC) - paraffin	1:50-1:250 (trypsin treatment or microwave treatment recommended)
Western Blot (WB)	1:3,000

Background

Specific for keratin K8. Marker for discrimination of simple/non-stratified epithelia from those of stratified origin. Reactive polypeptide: basic human keratin K8 (Mr 52,000) of all simple type and complex epithelia. Positive control: human intestinal epithelia.

Product images

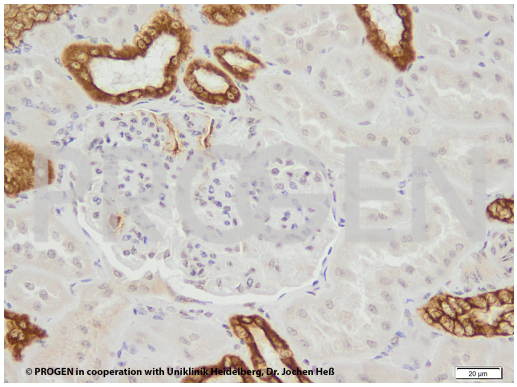

Bovine kidney (courtesy of J. Heß, University Hospital Heidelberg)

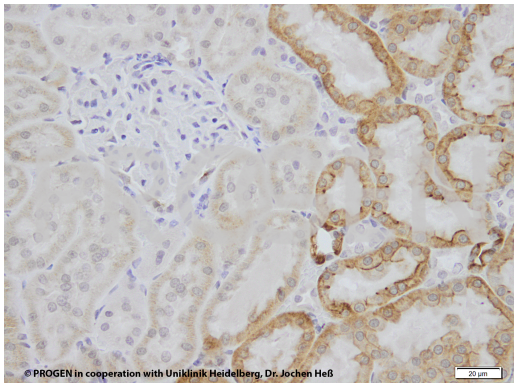

Rat kidney (courtesy of J. Heß, University Hospital Heidelberg)

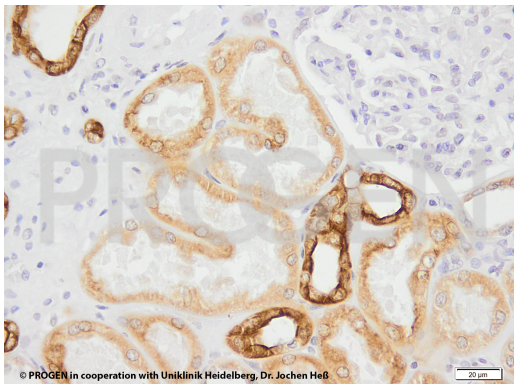

Human kidney (courtesy of J. Heß, University Hospital Heidelberg)

References

Publication	Species	Application
Praktiknjo, S. et al. Tracing tumorigenesis in a solid tumor model at single-cell resolution. Nat.Commun. 11, 991 (2020)	mouse	IHC-IF (paraffin)
Cui, C.-Y. et al. Involvement of Wnt, Eda and Shh at defined stages of sweat gland development. Development 141, 3752â€“60 (2014).	mouse	IHC (paraffin)
Cui, C.-Y. et al. Forkhead transcription factor FoxA1 regulates sweat secretion through Bestrophin 2 anion channel and Na-K-Cl cotransporter 1. Proc. Natl. Acad. Sci. United States Am. Â 109, 1199â€“1203 (2012).	mouse	IHC (paraffin)