Product datasheet

anti-Keratin K27 guinea pig polyclonal, serum

Short overview

Cat. No.	GP-K27
Quantity	100 µl

Product description

Host	Guinea pig
Antibody Type	Polyclonal
Immunogen	Synthetic peptide of human keratin K27 (formerly also designated keratin K25irs3); aa 404-416 (GYG GPG NQT KDS S-C), coupled to KLH
Formulation	Contains 0.09% sodium azide and 0.5% BSA
UniprotID	Q7Z3Y8 (Human)
Synomym	Keratin, type I cytoskeletal 27, Cytokeratin-27, CK-27, Keratin-25C, K25C, Keratin-27, K27, Type I inner root sheath-specific keratin-K25irs3, KRT27, KRT25C
Note	Centrifuge prior to opening
Conjugate	Unconjugated
Purification	Stabilized antiserum
Storage	Short term at 2-8°C; long term storage in aliquots at -20°C; avoid freeze/thaw cycles
Intended use	Research use only
Application	IHC
Reactivity	Human
No reactivity	Mouse

Applications

Immunohistochemistry (IHC) - frozen	1:100-1:200
Immunohistochemistry (IHC) - paraffin	1:100-1:200 (microwave treatment recommended)

Background

Reactive polypeptide (specificity): specific for human irs-specific keratin K27. The antiserum stains specifically the Henle, Huxley and cuticle layer of the inner root sheath (irs) of the hair follicle. Negative on all other epithelia tested.

Product images

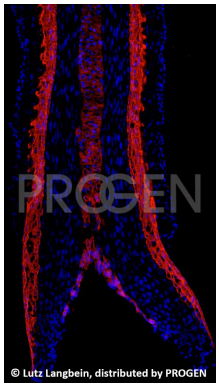

Human beard hair (courtesy of L. Langbein)

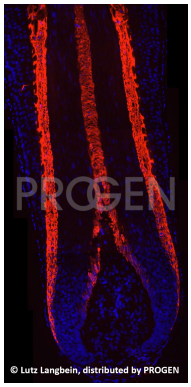

Human beard hair (courtesy of L. Langbein)

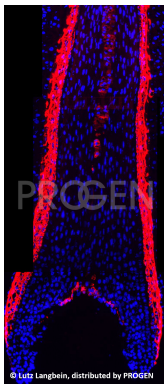

Human beard hair (courtesy of L. Langbein)

References

Publication	Species	Application
Langbein, L., Yoshida, H., Praetzel-Wunder, S., Parry, D. A. & Schweizer, J. The Keratins of the Human Beard Hair Medulla: The Riddle in the Middle. J. Invest. Dermatol. 130, 55â€“73 (2010).	human	IHC (frozen)