

Product datasheet

anti-Perilipin 3 (mouse C-Terminus) guinea pig polyclonal, serum

Short overview

Cat. No.	GP37
Quantity	100 µl

Product description

Host	Guinea pig
Antibody Type	Polyclonal
Immunogen	Synthetic peptide of murine TIP47 C-terminus (aa 424-437), C-PFAPGITEKTPEGK
Formulation	Contains 0.09% sodium azide and 0.5% BSA
UniprotID	Q9DBG5 (Mouse), M0RA08 (Rat)
Note	Centrifuge prior to opening
Conjugate	Unconjugated
Purification	Stabilized antiserum
Storage	Short term at 2-8°C; long term storage in aliquots at -20°C; avoid freeze/thaw cycles
Intended use	Research use only
Application	IHC, WB
Reactivity	Mouse, Rat
No reactivity	Human

Applications

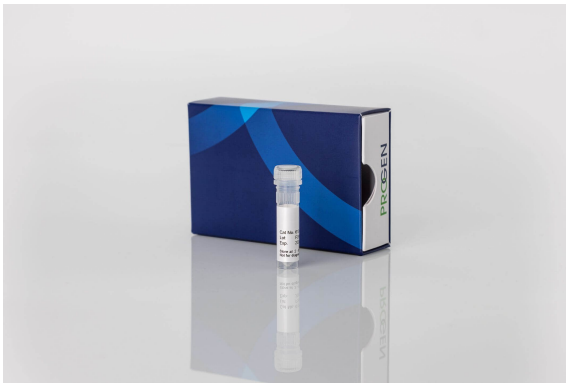
Immunohistochemistry (IHC) - frozen	1:100-1:200
Western Blot (WB)	1:2,000

Background

TIP47 (tail-interacting protein of 47 kD, also named PLIN3) is involved in lipid droplet maturation. The protein has been localized on the surface of lipid droplets present in many cells and tissues, especially in milk fat globule membranes of human and bovine origin. TIP47 shows about 40% sequence homology to adipophilin. The GP37 antiserum, however, is specific for TIP47/PLIN3 and does not cross-react with adipophilin and perilipin or other proteins of the PLIN/PAT family. MW 47 262 (calculated from aa sequence data); apparent 52 000 (after SDS-PAGE); pI = 5.45

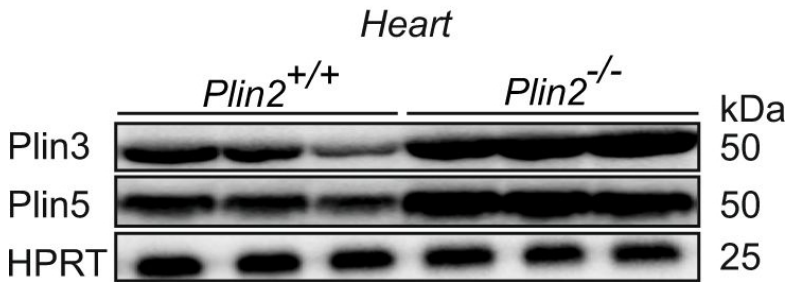
Reactivity on cultured cell lines: 3T3 and OP9 cells (mouse)

Product images



anti-Perilipin 3 (mouse C-Terminus) guinea pig polyclonal, serum

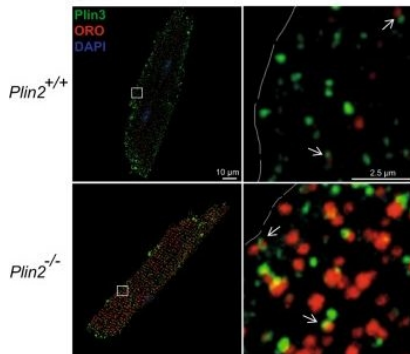
A



[Mardani, I., Tomas Dalen, K., et al. *Plin2*-deficiency reduces lipophagy and results in increased lipid accumulation in the heart. *Sci Rep.*](#)

[2019-05-06](#). Species/Reactant: *Mus musculus* (House mouse) Applications: Western Blotting Image collected and cropped by CiteAb from the following publication, provided under a CC-BY licence.

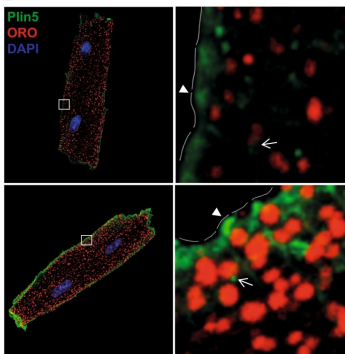
C



[Mardani, I., Tomas Dalen, K., et al. *Plin2*-deficiency reduces lipophagy and results in increased lipid accumulation in the heart. *Sci Rep.*](#)

[2019-05-06](#). Species/Reactant: *Mus musculus* (House mouse) Applications: Immunocytochemistry-immunofluorescence Image collected and cropped by CiteAb from the following publication, provided under a CC-BY licence.

D



[Mardani, I., Tomas Dalen, K., et al. *Plin2*-deficiency reduces lipophagy and results in increased lipid accumulation in the heart. *Sci Rep.*](#)

[2019-05-06](#). Species/Reactant: *Mus musculus* (House mouse) Applications: Western Blotting Image collected and cropped by CiteAb from the following publication, provided under a CC-BY licence.

References

Publication	Species	Application
Mardani, I. et al. Plin2-deficiency reduces lipophagy and results in increased lipid accumulation in the heart. Sci.Rep. 9, 6909 (2019)	mouse	WB

References

Publication	Species	Application
Mardani, I. et al. Plin2-deficiency reduces lipophagy and results in increased lipid accumulation in the heart. Sci.Rep. 9, 6909 (2019)	mouse	WB